



# The Monthly Report

From the Senate Appropriations Committee

Gibson E. Armstrong, Chairman

November 2007

## SENATE APPROPRIATIONS COMMITTEE STAFF 787-6535

**Christopher Latta**  
Chief of Staff

**Thomas W. Starke**  
Executive Director

**Gregory K. Jordan**  
Assistant Executive Director  
*Fiscal Notes, Capital Budget,  
Pension/Retirement Issues*

### Budget Analysts and Assignments

**Mary Hisrich**  
*Aging, Health, Insurance, Public Welfare, State*

**Tom Horan**  
*Treasury, Community & Economic Development,  
Revenue, Revenue Projections/Tax Matters,  
Lottery, Local Government, Consumer Advocate,  
Public Utility Commission,  
Securities Commission,  
State Gaming Control Board*

**Russ Miller**  
*Agriculture, Education, General Services,  
Libraries, Liquor Control Board,  
Milk Marketing Board, PHEAA,  
Public Television Network,  
State Tax Equalization Board*

**Lori Taylor**  
*Attorney General, Auditor General,  
Conservation & Natural Resources,  
Emergency Management Agency,  
Environmental Protection, Ethics Commission,  
Fish Commission, Game Commission,  
Housing Finance Agency, Labor & Industry,  
PennVEST, Legislature including:  
Health Care Cost Containment Council*

**Bill Witmer**  
*Governor's Office,  
Executive Offices including:  
Human Relations Commission  
PA Council on the Arts  
PA Commission on Crime & Delinquency  
Banking, Civil Service Commission,  
Corrections, Historical & Museum Commission,  
Judiciary, Military & Veterans Affairs,  
Probation & Parole, State Police, Transportation*

## October Tax Collections Below Estimate

General Fund tax collections for the month of October totaled \$1.841 billion. This amount is \$25.4 million, or 1.4 percent, below the amount estimated for the month.

Corporate tax collections were 17 percent below anticipated amounts, by far the largest shortfall in any tax group. Collections from the sales tax and cigarette tax also ran behind monthly estimates. Personal income tax, realty transfer tax, inheritance tax, and the non-tax revenue (mostly interest earnings) were all above anticipated collection for the month.

Fiscal Year 07-08 tax collections of \$7.77 billion through October are \$46.4 million, or less than one percent, ahead of anticipated receipts. This amount is \$200.1 million, or 2.6 percent, above the previous year's tax collections for the same time period.

The following information has been prepared by the Department of Revenue to provide a more detailed analysis of tax collections for October.

Sales tax receipts totaled \$741.8 million for October, which was \$8.4 million below estimate. Sales tax collections, year-to-date, total \$2.9 billion, which is \$12.1 million above estimate, or 0.4 percent, more than anticipated.

Personal Income Tax (PIT) revenue in October was \$696 million, which was \$6 million above estimate. This brings year-to-date PIT collections to \$3 billion, which is \$2.7 million, or 0.1 percent, below estimate.

October corporation tax revenue of \$165.2 million was \$34.8 million below estimate. Year-to-date corporation tax collections total \$879.4 million, which is \$1.7 million, or 0.2 percent, above estimate.

Other General Fund revenue figures for the month included \$67.1 million in inheritance tax, which was \$5.4 million above estimate, bringing the year-to-date total to \$277.7 million, which is \$12.5 million above estimate.

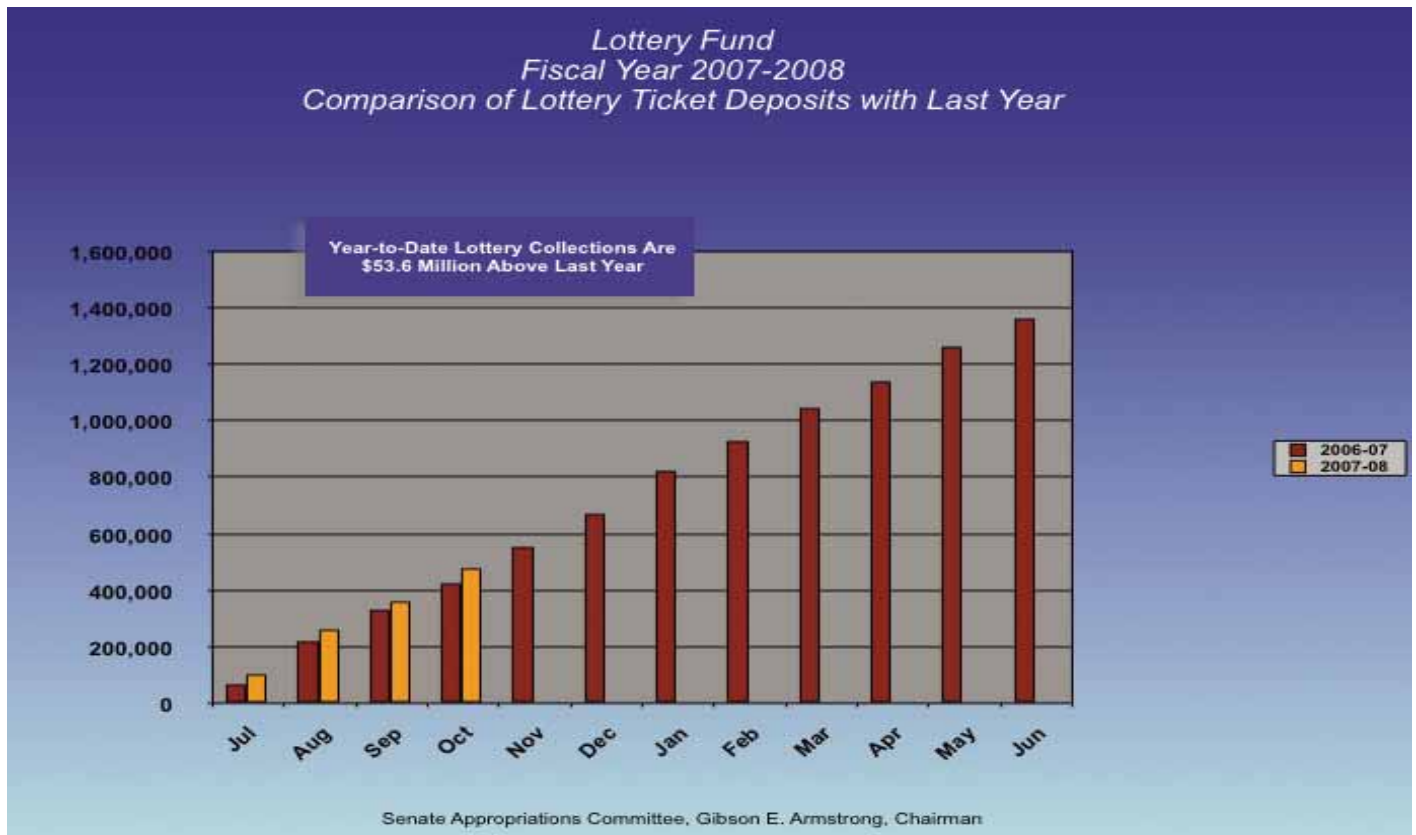
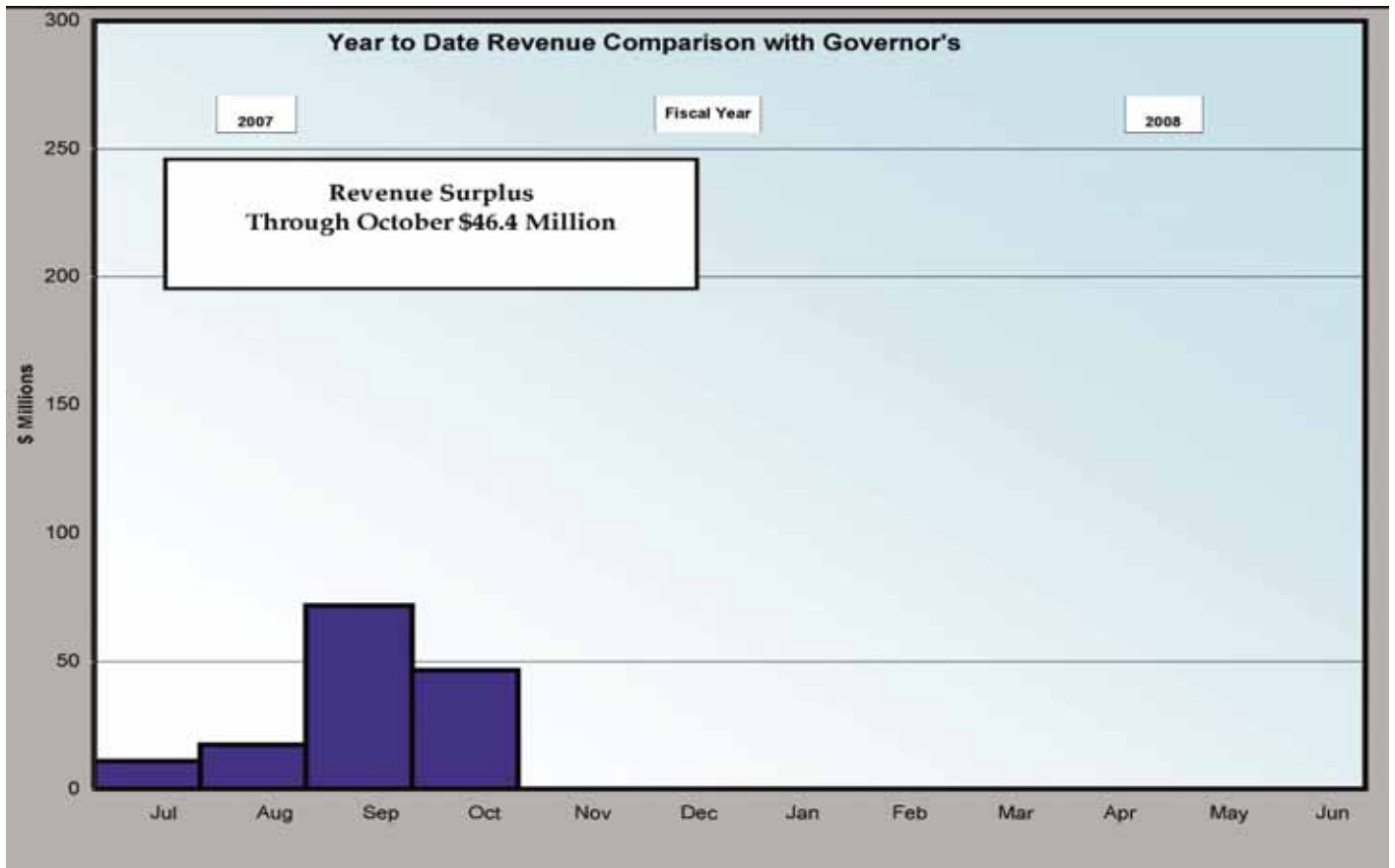
Realty transfer tax was \$40 million for October, bringing the total to \$182.5 million for the year, which is \$16.1 million more than anticipated.

Other General Fund revenue including the cigarette, malt beverage and liquor tax totaled \$ 131 million for the month, \$4.7 million above estimate, bringing the year-to-date total to \$505.1 million, which is \$6.9 million above estimate.

*This newsletter is available on the Senate  
Republican Caucus website at:*

**[pasenategop.com](http://pasenategop.com)**

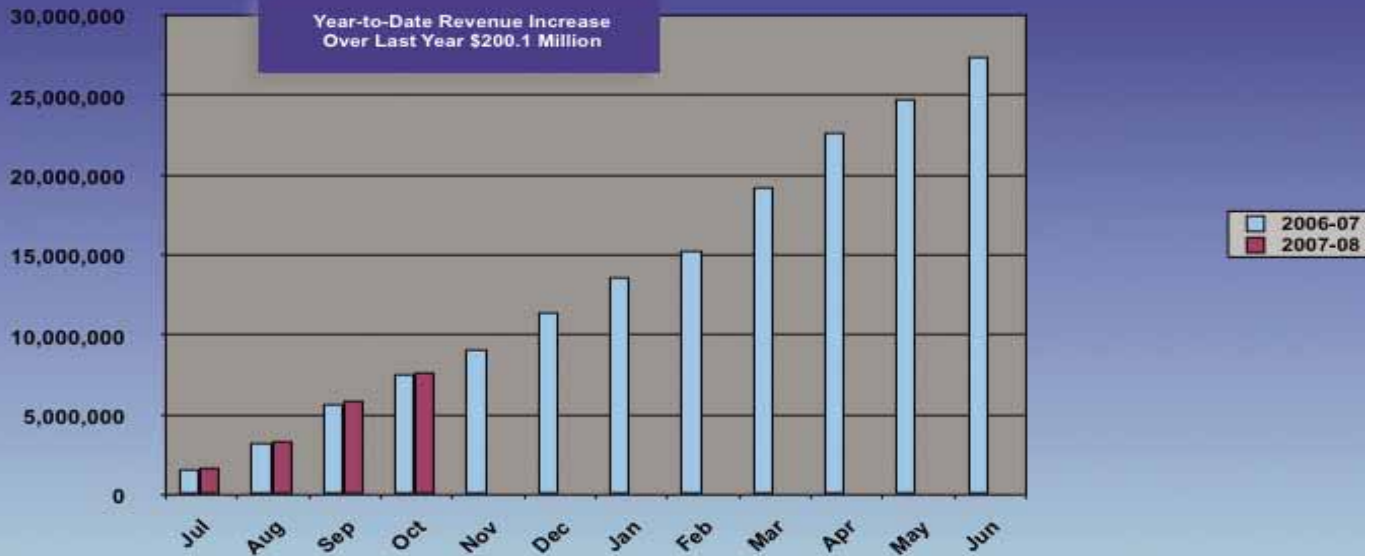




## Appropriations Committee Monthly Revenue Report

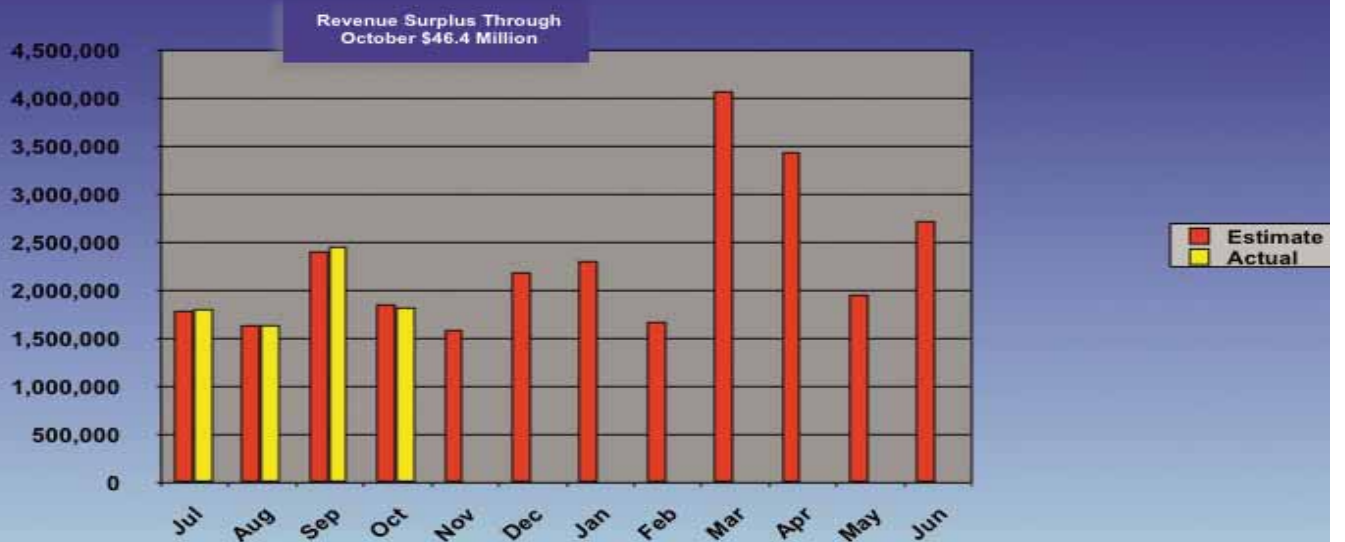
Wednesday, October 31, 2007 Account:	Revenue	(Dollars in Thousands)					
	2006-07	For the month of October			For the year through October		
	thru October	Revenue	Official Estimate	Surplus (Deficit)	Revenue	Official Estimate	Surplus (Deficit)
<b>CORPORATE TAXES:</b>							
Clearing Account	\$10	(\$74,058)	\$0	(\$74,058)	\$21,476	\$0	\$21,476
Corp. Net Income	\$592,267	\$155,128	\$150,900	\$4,228	\$567,880	\$626,400	(\$58,520)
Cap. Stock & Franchise	\$278,015	\$76,100	\$45,900	\$30,200	\$271,799	\$234,400	\$37,399
Gross Receipts	\$5,632	\$1,246	\$1,000	\$246	\$2,769	\$4,600	(\$1,831)
PURTA	\$3,536	\$486	\$900	(\$414)	\$2,262	\$3,900	(\$1,638)
Insurance Premiums	\$2,195	\$291	\$500	(\$209)	\$1,233	\$1,900	(\$667)
Financial Institutions	\$5,863	\$6,259	\$300	\$5,959	\$10,179	\$4,300	\$5,879
Other Selective Bus. Taxes	\$2,955	\$592	\$500	\$92	\$2,833	\$2,200	\$633
<b>CORPORATE TAX TOTAL</b>	<b>\$890,473</b>	<b>\$166,044</b>	<b>\$200,000</b>	<b>(\$33,956)</b>	<b>\$880,432</b>	<b>\$877,700</b>	<b>\$2,732</b>
<b>CONSUMPTION TAXES:</b>							
Sales, Use & Occupation Tax	\$2,922,602	\$741,808	\$750,200	(\$8,392)	\$2,931,477	\$2,919,400	\$12,077
-Motor Vehicle Sales	\$416,699	\$104,735	\$102,700	\$2,035	\$428,892	\$419,400	\$9,492
-General (net of transfers)	\$2,505,903	\$637,074	\$647,500	(\$10,426)	\$2,502,586	\$2,500,000	\$2,586
Cigarette Tax	\$259,949	\$61,811	\$68,300	(\$6,489)	\$262,101	\$258,700	\$3,401
Malt Beverage Tax	\$9,047	\$2,171	\$2,100	\$71	\$9,743	\$9,300	\$443
Liquor Tax	\$66,853	\$18,064	\$18,100	(\$36)	\$71,360	\$71,100	\$260
<b>CONSUMPTION TAX TOTAL</b>	<b>\$3,258,451</b>	<b>\$823,854</b>	<b>\$838,700</b>	<b>(\$14,846)</b>	<b>\$3,274,681</b>	<b>\$3,258,500</b>	<b>\$16,181</b>
<b>OTHER TAXES:</b>							
Personal Income Tax	\$2,858,767	\$695,971	\$690,000	\$5,971	\$2,993,827	\$2,996,500	(\$2,673)
-Withheld PIT	\$2,377,191	\$589,170	\$582,300	\$6,870	\$2,452,575	\$2,475,200	(\$22,625)
-Quarterly & Annual PIT	\$481,576	\$106,802	\$107,700	(\$898)	\$541,253	\$521,300	\$19,953
Realty Transfer Tax	\$212,654	\$39,966	\$38,400	\$1,566	\$182,458	\$166,400	\$16,058
Inheritance & Estate Tax	\$236,872	\$67,138	\$61,700	\$5,438	\$277,653	\$265,200	\$12,453
Minor & Repealed	\$523	\$83	\$200	(\$117)	\$527	\$600	(\$73)
<b>OTHER TAXES TOTAL</b>	<b>\$3,308,816</b>	<b>\$803,159</b>	<b>\$790,300</b>	<b>\$12,859</b>	<b>\$3,454,465</b>	<b>\$3,428,700</b>	<b>\$25,765</b>
<b>GENERAL FUND TAXES</b>	<b>\$7,457,740</b>	<b>\$1,793,058</b>	<b>\$1,829,000</b>	<b>(\$35,942)</b>	<b>\$7,609,579</b>	<b>\$7,564,900</b>	<b>\$44,679</b>
<b>NON-TAX REVENUES</b>	<b>\$111,958</b>	<b>\$48,079</b>	<b>\$37,600</b>	<b>\$10,479</b>	<b>\$160,253</b>	<b>\$158,500</b>	<b>\$1,753</b>
<b>GENERAL FUND</b>	<b>\$7,569,698</b>	<b>\$1,841,136</b>	<b>\$1,866,600</b>	<b>(\$25,464)</b>	<b>\$7,769,831</b>	<b>\$7,723,400</b>	<b>\$46,431</b>
<b>MOTOR LICENSE FUND:</b>							
Liquid Fuels Tax	\$340,019	\$38,527	\$45,320	(\$6,793)	\$202,958	\$204,680	(\$1,722)
Fuels Use Tax	\$40,585	\$13,752	\$13,390	\$362	\$54,428	\$55,120	(\$692)
Motor Carriers Road Tax	\$10,834	\$1,250	\$2,930	(\$1,680)	\$7,822	\$12,370	(\$4,548)
Alternate Fuels	\$69	\$456	\$40	\$416	\$515	\$120	\$395
Clearing Account	\$0	\$2,323	\$0	\$2,323	\$113	\$0	\$113
Gross Receipts Tax	\$0	\$0	\$0	\$0	\$0	\$0	\$0
Oil Company Franchise Tax	\$119,098	\$40,126	\$38,900	\$1,226	\$156,923	\$155,770	\$1,153
Licenses and Fees	\$275,626	\$73,765	\$67,460	\$6,305	\$279,675	\$283,030	(\$3,355)
Vehicle Code Fines	\$15,935	\$5,340	\$3,930	\$1,410	\$16,316	\$15,680	\$636
Miscellaneous	\$35,887	\$162,305	\$9,630	\$152,675	\$191,971	\$38,140	\$153,831
<b>MOTOR FUND</b>	<b>\$838,053</b>	<b>\$337,843</b>	<b>\$181,600</b>	<b>\$156,243</b>	<b>\$910,720</b>	<b>\$764,910</b>	<b>\$145,810</b>

General Fund Tax Collections  
Fiscal Year 2007-2008  
Revenue Comparison with Last Year



Senate Appropriations Committee, Gibson E. Armstrong, Chairman

General Fund Tax Collections  
Fiscal Year 2007-2008  
Comparison of Official Estimate with Actual Revenue by Month



Senate Appropriations Committee, Gibson E. Armstrong, Chairman