



Education Update

From the Senate Education Committee

MARCH 27, 2006

81% of Pennsylvania Schools Met AYP in 2005

According to the Department of Education, in the 2004-2005 school year, 2,428, or 81%, of Pennsylvania's schools met adequate yearly progress (AYP), a measure of student achievement each state is required to establish under the federal No Child Left Behind Act.

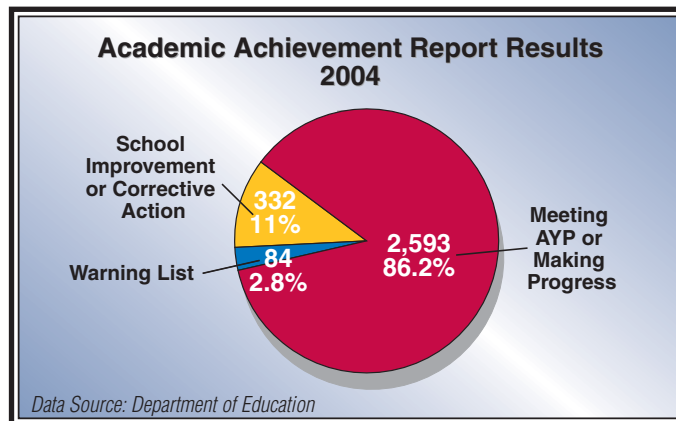
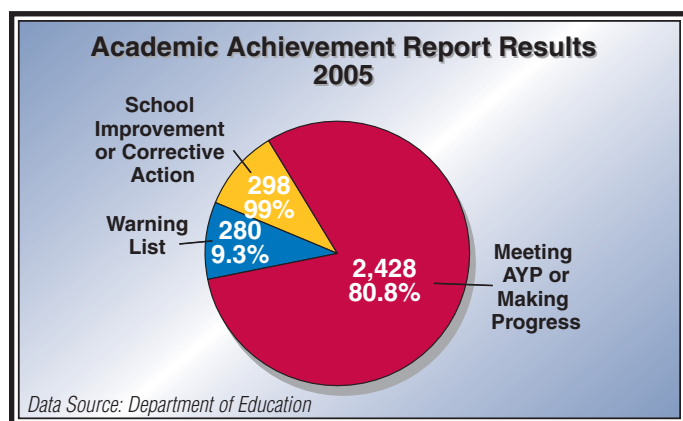
In the 2003-2004 school year, 2,593, or 86%, of Pennsylvania's schools met AYP.

Data from the Department indicates that 280 schools were on the "warning" list for failing to meet AYP for one year. In addition, 298 schools were designated as school improvement or corrective action, which authorizes additional state interventions to improve their performance.

The No Child Left Behind Act requires that every school meet AYP by 2014. To

meet AYP in Pennsylvania in the 2004-2005 school year, a school must have had 54% of its students scoring at proficient or above on the PSSA exam in reading and must have had 45% of its students scoring at proficient or above on the PSSA exam in mathematics.

Schools must also meet targets in rates of test participation, attendance and graduation.



Committee Holds Hearings on Higher Ed Articulation Bill

On March 22, the Senate Education Committee held the first of two scheduled public hearings on legislation Senator Rhoades has introduced to require Pennsylvania's publicly-supported institutions of higher education to enter into articulation agreements to ease the transfer of academic credits from one institution to another.

Senate Bill 1147 would require the Commonwealth's four state-related uni-

versities, the State System of Higher Education (SSHE) and the fourteen community colleges to enter into a state-wide articulation agreement with one another by June 30, 2007. If the agreement is not executed by that deadline, the Commonwealth would create the articulation agreement structure and require the institutions to participate.

During the hearing, representatives of SSHE and the community colleges testified in support of the bill's goals.

A second public hearing is scheduled for March 29. Representatives of the Department of Education, the four state-related universities and the private colleges and universities are scheduled to testify.

Senate Education Committee

Phone: 787-2637
FAX: 783-9149

senateeducationcommittee@pasen.gov

Senator James J. Rhoades
Chairman

David L. Broderic
Executive Director

Governor's Budget Cuts Science in Motion Funding

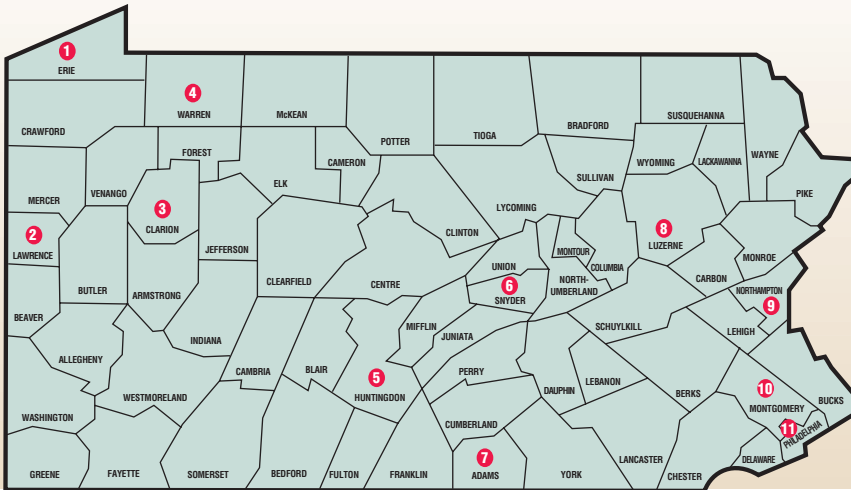
Governor Edward Rendell's proposed FY 2006-2007 education budget would eliminate \$2 million in

state funding for the Science in Motion Program.

Through the program, eleven col-

leges and universities have established partnerships with 256 public and non-public schools in their regions to deliver cutting edge science instruction to students and provide professional development to 589 teachers.

Since FY 2000-2001, the General Assembly has appropriated \$12.05 million for the Science in Motion Program. \$2 million was appropriated for FY 2005-2006.



- | | |
|------------------------------------|-------------------------|
| 1 – Gannon University | 7 – Gettysburg College |
| 2 – Westminster University | 8 – Wilkes University |
| 3 – Clarion University of PA | 9 – Cedar Crest College |
| 4 – University of Pitt at Bradford | 10 – Ursinus College |
| 5 – Juniata College | 11 – Drexel University |
| 6 – Susquehanna University | |

Senate Education Committee Activities

Wednesday, March 29

Room 8E-B, Capitol East Wing
9:00 a.m.

Public Hearing
Senate Bill 1147 - Higher Education
Articulation Agreements

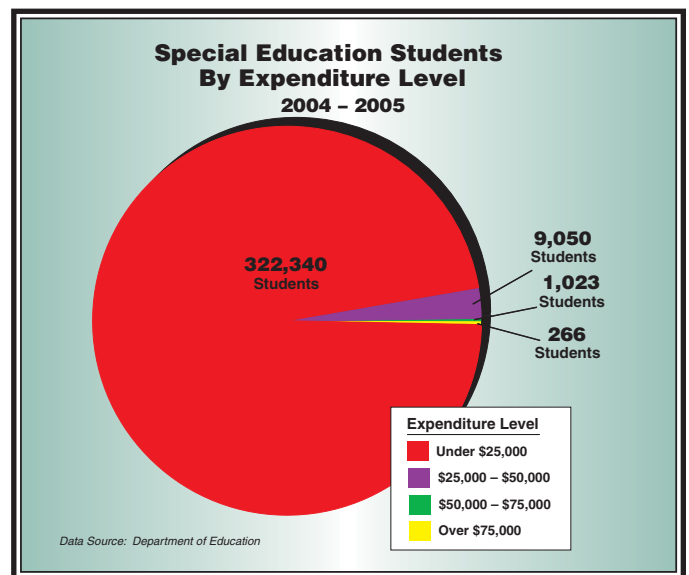
Department Issues Special Education Expenditures Report

According to data from the Department of Education, 3.1% of the Commonwealth's special education students required expenditures in excess of \$25,000 during the 2004-2005 school year.

The data, which is collected as required under Act 16 of 2000, provides information on the number of special education students for whom school districts expend between \$25,000 and \$50,000, between \$50,000 and \$75,000 and over \$75,000.

It showed that 10,339 of Pennsylvania's 332,679 special education students required expenditures in excess of \$25,000. Of those, 9,050 required expenditures between \$25,000 and \$50,000; 1,023 required expenditures between \$50,000 and \$75,000; and 266 required expenditures over \$75,000.

The report includes information on expenditures submitted by 486 of the Commonwealth's 501 school districts.



For more information or detailed analyses of these topics, contact the Senate Education Committee staff at 787-2637.